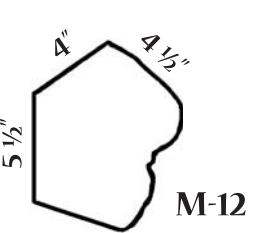
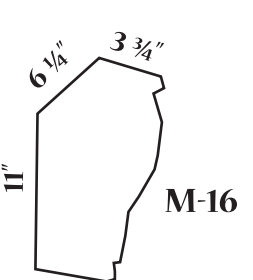


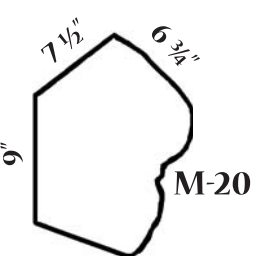
# RUSTIC CORBELS



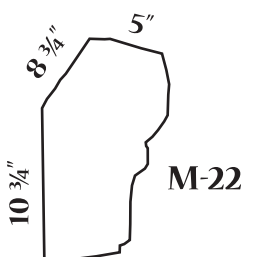
M-12



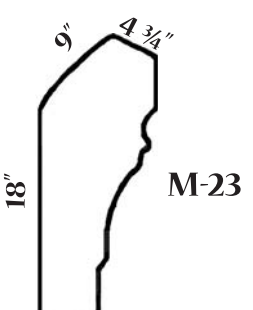
M-16



M-20



M-22

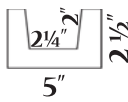


M-23

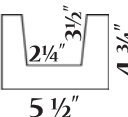


# RUSTIC BEAMS

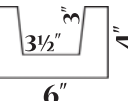
T-02  
L: 11'5"



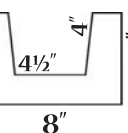
T-12B  
L: 14'9"



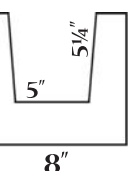
T-01B  
L: 14'9"



T-20B  
L: 14'9"

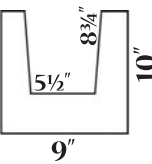


T-17B  
L: 14'9"

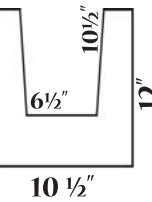


# RUSTIC BEAMS

T-25C  
L: 18'9"

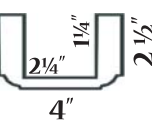


T-30C  
L: 18'9"

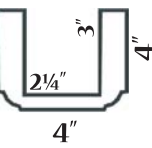


# EUROPEAN STYLE BEAMS

NT-06  
L: 11'5"

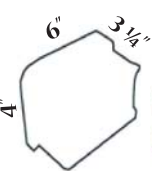


NT-10  
L: 14'9"

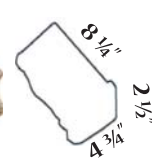


# RUSTIC CLEAN ENDS

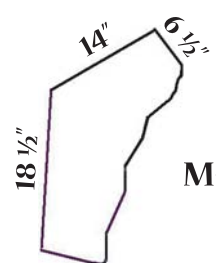
F-03



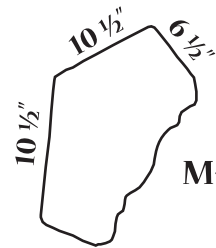
F-04



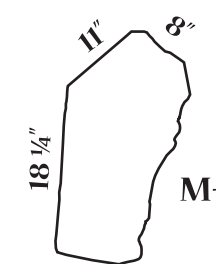
# RUSTIC CORBELS



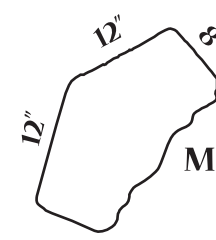
M-25



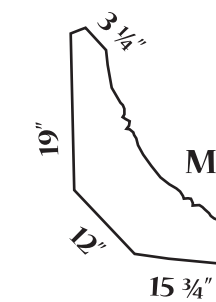
M-26



M-30



M-31



M-60



Note: All sizes are approximate.



## RUSTIC PLANK



<b>PM - 28</b>	<b>PM - 12</b>	<b>PM - 09</b>
<b>H: 1 ¼"</b>	<b>H: 1 ¼"</b>	<b>H: 1 ¼"</b>
<b>W: 11"</b>	<b>W: 5"</b>	<b>W: 3 ½"</b>
<b>L: 11'5"</b>	<b>L: 11'5"</b>	<b>L: 11'5"</b>

## JOINT HOLDER

**S - 01**  
**W: 1 ½"**  
**L: 41"**



## INSTALLATION INSTRUCTIONS




1. Secure a wooden block to the mounting surface every 4-5 ft.
2. Place a line of adhesive on the beam.
3. Slide the opening of the beam over the wooden blocks.
4. Attach two screws/nails into the side of the beam. This will secure the beam to the surface.

Note: All sizes are approximate.



MTA Caledon Enterprises Inc.  
 Toll Free 800-929-8345  
[www.mtacaledon.com](http://www.mtacaledon.com)

## DISTRIBUTOR



## Advantages of Polyurethane

Our beams are designed to accentuate ceilings of rooms, giving a warm and rustic look. They are available in two styles. All beams are three sided and close ended, allowing them to be installed over existing structures such as smaller I beams, plumbing pipes, electrical wires or conduit. The beams are lightweight, allowing for easy handling and installation.

**Lightweight** - Polyurethane is much lighter than most other materials, allowing you to include or add these products without re-engineering the substructure of your project.

**Easy to Work With** - All of our products can be installed using standard woodworking tools. Installation is fast and simple, and can be accomplished using fewer hours than similar products made from traditional materials.

**Low Maintenance** - Polyurethane products are impervious to moisture, they will never rot or deteriorate in high-humidity. Our products are resistant to environmental degradation and will not dry out, crack, split or warp, as wood does. All of our products are resistant to termites and other destructive insects. This product can be used for internal or external purposes and painted to match any decor. For external applications, UV protection must be applied.

**Inexpensive** - Polyurethane beams provide a simple and inexpensive way to dramatically improve the decor of any room.

# Rustic Beams

POLYURETHANE



REALISTIC  
 LIGHTWEIGHT  
 LOW MAINTENANCE  
 DURABLE  
 INEXPENSIVE

[www.mtacaledon.com](http://www.mtacaledon.com)